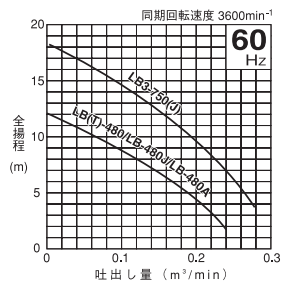


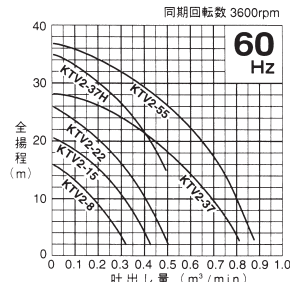
# 水中ポンプ性能曲線一覧表

## 一般排水用(200V)

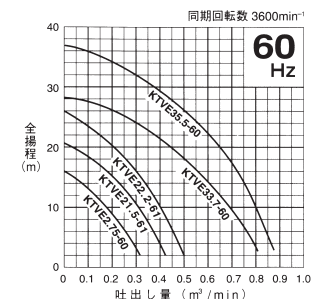
### LB480・750(単相機)



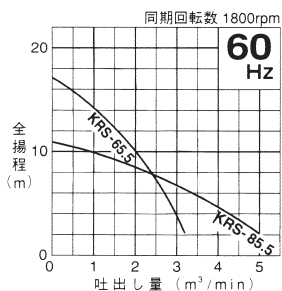
### KTV型



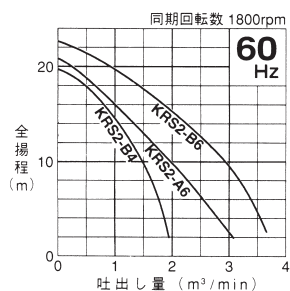
### (電極式) KTV型



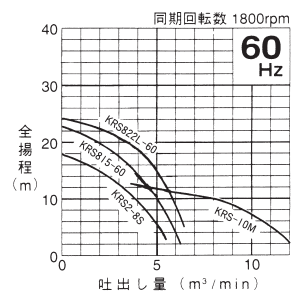
### 低出力 KRS型(65.5・85.5)



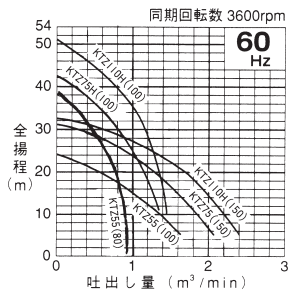
### KRS型(口径80~150mm)



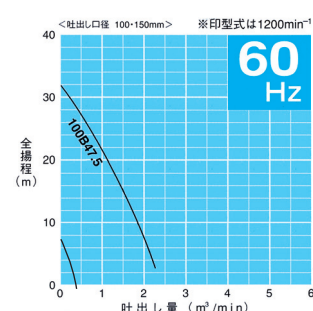
### KRS型(口径200、250mm)



### 高揚程 KTZ型



### 異物輸送用



### 防爆型

#### KTX型

